

MISSISSIPPI - PARITY TAKES PERSISTENCE

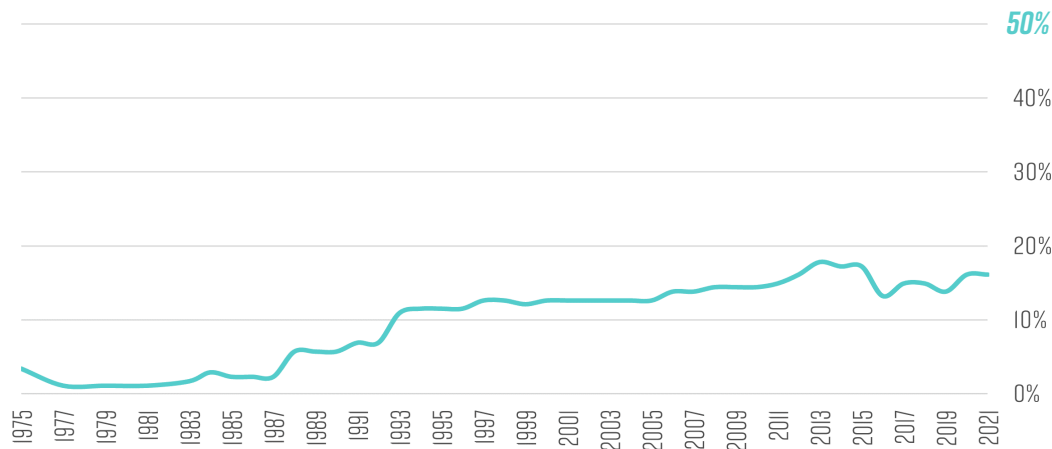
AND TRANSFORMATIONAL WORK IS NEEDED TO ACHIEVE PARITY.

Mississippi regularly ranks in the bottom 10 states for women's representation.

Mississippi consistently ranks in the bottom 10 states nationwide for women's representation and women have never held more than 20% of the state legislative seats. Mississippi has never elected a woman to represent the state in the U.S. House of Representatives or as governor. U.S. Senator Cindy Hyde-Smith was the first woman elected to the Congress from the state in 2018, when she was appointed to fill a vacancy.

A transformation level of investment and work is needed to accelerate the pace of change toward gender parity in Mississippi.

PERCENTAGE WOMEN IN STATE LEGISLATURE



UNIQUE ASPECT OF MISSISSIPPI POLITICS

Mississippi is one of 11 states that has **no limits for financial contributions** to candidates running for statewide or state legislative office. Individuals, PACS, unions, and political parties can give unlimited funding to candidates.

This can have a stark effect on women's representation as major donors, PACs, and political parties give far more funding to men than to women.

DID YOU KNOW?

Evelyn Gandy, the second woman to hold statewide elected office in Mississippi, was elected to three statewide positions – State Treasurer, Commissioner of Insurance, and Lt. Governor. She was first elected in 1947 to the Mississippi House of Representatives and served in public office until 1980.

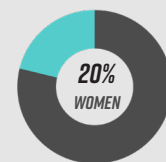


MISSISSIPPI BY THE NUMBERS

LEGISLATIVE

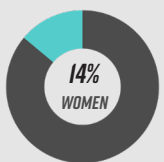
49TH NATIONAL RANK IN LEGISLATIVE REPRESENTATION OF WOMEN

STATE SENATE



40 MEN 10 WOMEN

STATE HOUSE



103 MEN 17 WOMEN

SENATE

	DEM	REP
MEN	11	29
WOMEN	3	7

HOUSE

	DEM	REP
MEN	34	69
WOMEN	10	7

STATEWIDE

1/4

CURRENT
STATEWIDE
OFFICES HELD
BY WOMEN

3/193

HISTORIC
STATEWIDE
OFFICES HELD
BY WOMEN

LOCAL

49TH

NATIONAL RANK IN LOCAL
REPRESENTATION OF WOMEN

19.0%

MUNICIPAL
OFFICES HELD
BY WOMEN

0.0%

MAYORAL
OFFICES HELD
BY WOMEN

FEDERAL

0/4

U.S. HOUSE SEATS
HELD BY WOMEN

1/2

U.S. SENATE SEATS
HELD BY WOMEN

1/174

HISTORIC CONGRESSIONAL
OFFICES HELD BY WOMEN

Data: Center for American Women in Politics